

Arrival Information

[Arrival in Japan]

All the foreign nationals are required to submit “Entry Card” and “Customs Declaration Form” upon your entry. Passport Control and Customs Declaration must be completed at the first airport you arrive at Japan.

Please get the forms from your cabin crew before you deplane and fill them out.

CUSTOMS DECLARATION
Declaration of Personal Effects and Unaccompanied Articles
Please fill in the following information and submit to Customs.
(Only one written declaration per family is required.)

Flight No./Name of vessel: _____
Date of Arrival in Japan: _____
Name: _____
Address in Japan (Accommodation): _____
Nationality: _____ Occupation: _____
Date of Birth: _____
Passport No.: _____
Number of Dependents: _____

1. Are you bringing the following into Japan? Yes No
 (1) Prohibited Article(s) or Restricted Article(s)
 (2) Goods exceeding duty-free allowance (Please refer to side B.)
 (3) Commercial goods or samples
 (4) Any items you have been requested from someone else to bring into Japan

2. Cash, Checks (including TIC), Promissory Notes, Securities which exceed the amount of ¥1,000,000 or its equivalent. Yes No
 * If you choose "Yes", please submit "DECLARATION OF CARRYING OF MEANS OF PAYMENT, ETC." to Customs.

3. Do you have Unaccompanied Articles? Yes No
 * If you have any unaccompanied articles, please submit this Declaration Form in duplicate. Unaccompanied articles shall be imported within 6 months from the date of your arrival. The sealed declarations must be presented at the time of clearance of the unaccompanied articles.

[NOTICE]
As regulated by laws and regulations concerned, you are required to declare all the articles that you have purchased or acquired abroad and are bringing into Japan. Any false declaration or failure to declare may be subject to penalty in laws and regulations concerned.
I declare that the above particulars are true and correct.
Signature _____

外国人用 外国人入国記録 EMBARKATION CARD FOR FOREIGNER (2) 外国人入国記録 DISEMBARKATION CARD FOR FOREIGNER (1)

氏名 (漢字) TI 9849291 22 氏名 (罗马字) TI 9849291 21

国籍 Nationality: _____ 生年月日 Date of Birth: _____ 性別 Sex: _____
 居住前 Home Address: _____ 職業 Occupation: _____
 国籍別滞在理由 Purpose of visit: _____ 日本滞在予定期間 Intended length of stay in Japan: _____
 日本が帰国後 Intended address in Japan: _____


TEL: _____

※必ず申告してください。必ず申告しない場合は、入国審査官に提出するものと見做されます。
 *Always declare. If you do not declare, it will be assumed that you have submitted the information to the immigration inspector at the time of your clearance.

※必ず申告してください。必ず申告しない場合は、入国審査官に提出するものと見做されます。
 *Always declare. If you do not declare, it will be assumed that you have submitted the information to the immigration inspector at the time of your clearance.

[Arrival in Fukuoka Airport : International Terminal]

If you fly from other countries to Fukuoka directly, you may arrive at the international terminal in Fukuoka airport. Exchange, Rental Mobile Phone, and Rental Wifi Service will be available at the Arrival Hall.



Fukuoka city subway is the easiest transportation from the airport to the downtown. Subway station is located at the domestic terminal.

There is a free shuttle bus between the international and domestic terminal. Please take the shuttle bus at just outside of the arrival hall, then get off the car at the Domestic Terminal 2. You will find the entrance to the subway station just outside of the terminal building. For further details, please see the link below.

Fukuoka Airport : <http://www.fuk-ab.co.jp/english/>



[Arrival in Fukuoka Airport : Domestic Terminal]

If you are landing at the different airports in Japan (Narita/Haneda/Osaka/Nagoya etc.) then transit to Fukuoka, you may arrive at the domestic terminal.

At the arrival hall of the domestic terminal, only ATM is available for currency exchange. If you would like to exchange at the window, please visit the bank on the underpass to the subway station.

[From the Fukuoka airport to downtown]



Subway “Fukuoka Airport” Sta. is located just under the Domestic Terminal 2. You can get the subway Kuko Line to the city center. Ticket is available at the ticket vending Machine. The fare will be shown on the direction board. (To Hakata Sta or Tenjin Sta : 260yen)

For details, please see the link below:

Fukuoka City Subway : <http://subway.city.fukuoka.lg.jp/eng/index.html>

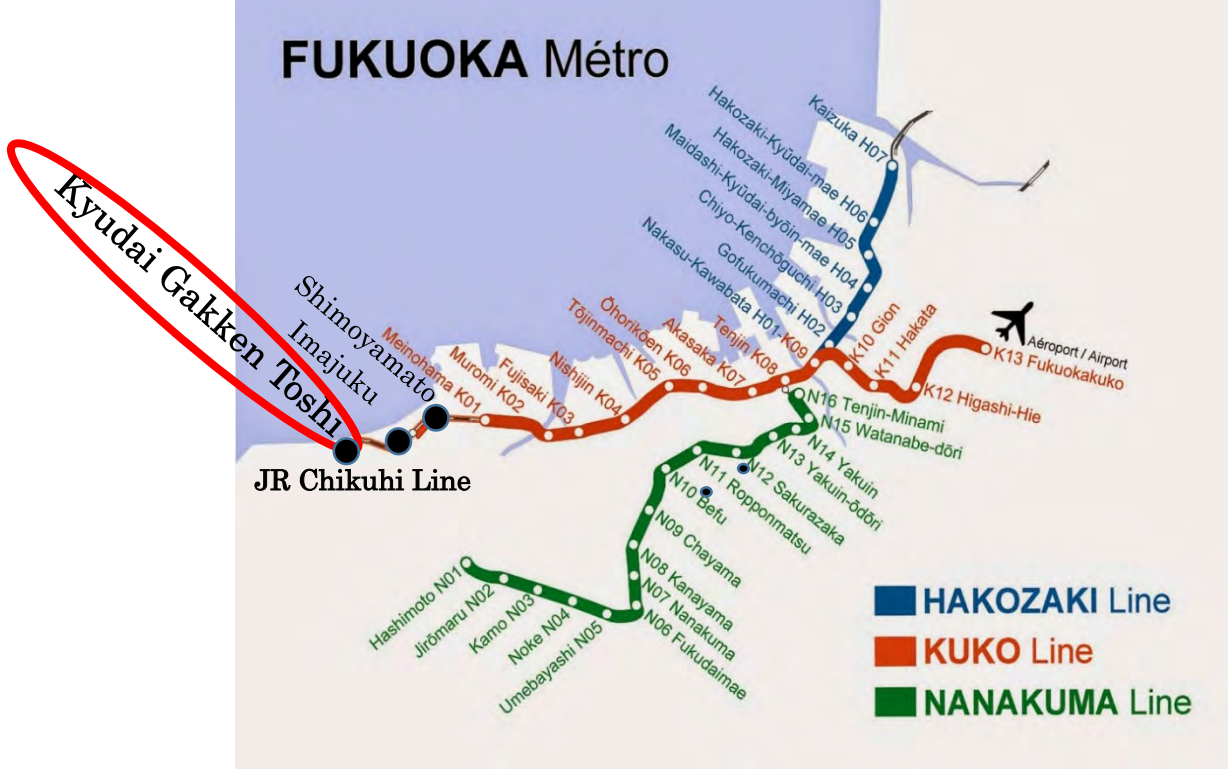
[How to get to the Ito Campus of Kyushu University]

The nearest station to Ito Campus of Kyushu University is “Kyudai Gakken Toshi” Sta. of JR Chikuhi line. These 2 lines are operated by different companies, but directly connected each other.

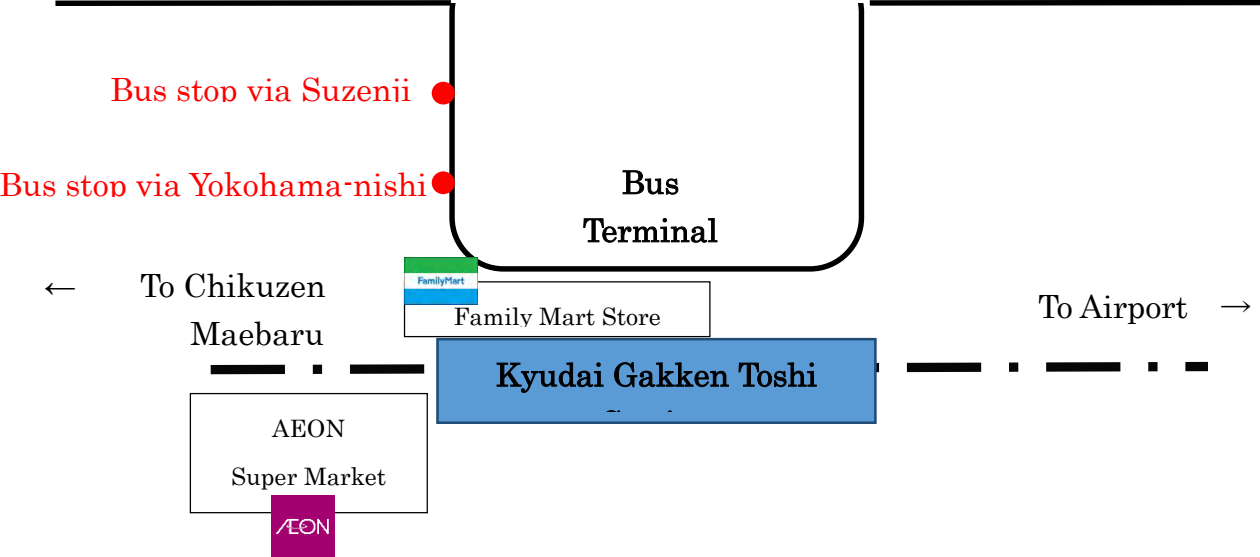
Please take subway Kuko Line bound for “Chikuzen-Maebaru”, “Karatsu”, “Nishi-Karatsu” and “Chikuzen-Fukae”. (The trains bound for “Meinohama” or “Nishijin” do not go to “Kyudai

Gakken Toshi” Sta.) The subway runs every 5-10min in the daytime, it takes about 30-40min from the airport or downtown to “Kyudai Gakken Toshi” Sta.

Tickets are available at the ticket vending machine in any subway stations. Please select "JR" button before you buy the ticket. The fare will be shown on the direction board. (from Hakata Sta or Tenjin Sta: 530yen / from Fukuoka airport Sta: 560yen)



After getting off the train at “Kyudai Gakken Toishi” Sta, please go out the station from the exit which has a small store called “Family Mart”, you will find a bus terminal just in front of the station. 2 bus stops at your left side against the station are bound for Kyushu University. One is via “Suzenji area”, another is via “Yokohama-nishi area”. It costs 250yen, about 15min to Kyushu University for both routes.



Ito campus of Kyushu University is the last destination, there are 3 stops in the campus: “Big Orange”, “School of Science” and “School of Engineering”.

Please get off at “School of Science” to get to Institute of Mathematics for Industry.



Go straight facing forward then turn left.



Go straight down.



You will find the “WEST ZONE 1”, on your left hand side.



Go straight down to the entrance.



Take the elevator to the the 4th floor, D-413 IMI Auditorium.

Camps map is also availairable at the link below.

<http://www.kyushu-u.ac.jp/access/map/ito/ito-e.html>

*The bus stop "School of Science" is only for the comming route to the campus.

Please use the stops "Big Orange" or "School of Engineering" on your way back.

[Transportation between Haneda and Narita]

There are 2 airports in Tokyo, one is “Haneda airport”, another is Narita airport”.

They are 1.5-2.0 hours apart by train or car.

If you need to move from Haneda to Narita, or from Narita to Haneda, there is direct limousine, this is the easiest way to move between 2 airports.

Tickets are available at the counter of arrival hall, fare is 3,500yen.

For details, please check the link below.

http://www.limousinebus.co.jp/en/bus_services/inter_airport_route/

[Other Useful Information for your travel]

*Annual Average Temperature of Fukuoka: 17.0°C

	Jan	Feb	Mar	Apr	May	Jun	Jul	Aug	Sep	Oct	Nov	Dec
Ava:°C	6.6	7.4	10.4	15.1	19.4	23.0	27.2	28.1	24.4	19.2	13.8	8.9

*Electric Voltage : 110V, outlet shape is as below.



*Currency: JPY



*Free wifi in Fukuoka city : Available at the major area and stations(Fukuoka Airport, Tenjin Area, Hakata Area, Kyudai Gakken Toshi sta etc) in Fukuoka City. For further details, please check the link below.

<http://wifi.city.fukuoka.lg.jp/en/>

*Useful Links

-Fukuoka City Tourist Information

http://yokanavi.com/access_tourist_eg

-Fukuoka City Subway

<http://subway.city.fukuoka.lg.jp/eng/index.html>

-Fukuoka Airport

<http://www.fuk-ab.co.jp/english/>

-Living Guide for students and researchers with long stay

<http://www.isc.kyushu-u.ac.jp/intlweb/cmn/data/pdf/livingguide.pdf>

[Contact]

IMI Office : (TEL) +81-92-802-4402

(Mail) fmi2015@imi.kyushu-u.ac.jp